

DREAMWORKS

THE CROODS 2

A NEW AGE

#CROODS2



ACTIVITY PACK

THE
CROODS 2
A NEW AGE

COMING SOON

**THE CROODS ARE BACK WITH LOTS OF FUN
ACTIVITIES TO SEE IN THE NEW AGE!
LEARN TO CREATE CAVE DRAWINGS, TEST YOUR
PRIMAL BRAINS WITH CROODOKU, FEED YOUR
TRIBE WITH CROODACEOUS RECIPES, BRING YOUR
FAVORITE CROODIMAL TO LIFE, FASHION YOUR
OWN PREHISTORIC SHOES, GET CREATIVE WITH
STICKERS TO DECORATE YOUR CAVE & TEST YOUR
STRENGTH WITH THE BOULDER TOSS.**



#CROODS2

THE **CROODS 2**
A NEW AGE

COMING SOON

CAVE DRAWINGS



CONNECT THE DOTS THEN USE THE LETTER GUIDE TO COLOUR EACH SPACE AND DISCOVER YOUR PICTURE!

**A = LIGHT BROWN B = DARK BROWN C = GREY D = GREEN E = BLUE
F = ORANGE G = YELLOW H = WHITE**

THE CROODS 2 A NEW AGE

COMING SOON

CAVE DRAWINGS



CONNECT THE DOTS THEN USE THE LETTER GUIDE TO COLOUR EACH SPACE AND DISCOVER YOUR PICTURE!

**A = LIGHT BROWN B = DARK BROWN C = GREY D = GREEN E = BLUE
F = ORANGE G = YELLOW H = WHITE I = BEIGE**

THE CROODS 2
A NEW AGE

COMING SOON

CAVE DRAWINGS



CONNECT THE DOTS THEN USE THE LETTER GUIDE TO COLOUR EACH SPACE AND DISCOVER YOUR PICTURE!

**A = PINK B = BROWN C = GREY D = GREEN E = BLUE
F = ORANGE G = YELLOW H = WHITE**

THE **CROODS 2**
A NEW AGE

COMING SOON

CROODOKU

EACH OF THE FOUR BLOCKS HAS TO CONTAIN ALL THE NUMBERS 1-4 WITHIN ITS SQUARES.
EACH NUMBER CAN ONLY APPEAR ONCE IN A ROW, COLUMN OR BOX.

3			2
	4	1	
	3	2	
4			1

2	3	4	1
3	4	1	2

	2		
	1	4	
		3	

	4		1
3			
			4

	1		
4	2		
		2	
	3		

2			
		1	
	2		
			4

THE CROODS 2 A NEW AGE

COMING SOON

CROODITÉS



INGREDIENTS

- 250ML SOURED CREAM
- 120ML MAYONNAISE
- 2 SPRING ONIONS, FINELY CHOPPED
- 1 TBSP LEMON JUICE
- 1 TBSP CHOPPED FRESH PARSLEY
- 1 TSP DILL
- 1 GARLIC CLOVE, FINELY CHOPPED
- 1/2 TSP SALT
- 1/8 TSP PEPPER
- ASSORTED FRESH VEGETABLES

DIRECTIONS

COMBINE THE FIRST 9 INGREDIENTS; MIX WELL. COVER AND REFRIGERATE AT LEAST 2 HOURS. IF DESIRED, SPRINKLE WITH ADDITIONAL PARSLEY. SERVE WITH VEGETABLES CUT TO DIPPING SIZE.



*ASK AN ADULT FOR HELP WHEN CUTTING.

THE CROODS 2
A NEW AGE

COMING SOON

CHUNKY CHEWS

INGREDIENTS

- 112G SOFT BUTTER
- 400G BROWN SUGAR
- 2 TSP VANILLA EXTRACT
- 2 LARGE EGGS
- 250G FLOUR
- 2 TSP BAKING POWDER
- 1/2 TSP SALT
- 125G BUTTERSCOTCH CHIPS

DIRECTIONS

1. PREHEAT TO 180°C
2. IN A MEDIUM BOWL, CREAM TOGETHER BUTTER AND SUGAR
3. ADD VANILLA & EGGS, MIX WELL
4. ADD FLOUR, BAKING POWDER & SALT
5. MIX WELL
6. FOLD IN THE BUTTERSCOTCH CHIPS
7. SPREAD THE BATTER IN A GREASED 9X13 PAN
8. BAKE FOR 30-35 MINUTES UNTIL THE BARS ARE SET IN THE MIDDLE
9. CUT WHILE THE BARS ARE WARM



*ASK AN ADULT FOR HELP WHEN USING AN OVEN.

THE CROODS 2 A NEW AGE

COMING SOON

SWEET SASH & BELT COOKIES

INGREDIENTS

- 250G FLOUR
- 1 TSP. BAKING POWDER
- PINCH OF SALT
- 2 EGGS
- 100G GRANULATED SUGAR
- 80ML OLIVE OIL
- 1 TSP. VANILLA EXTRACT
- 1 TSP. GRATED LEMON ZEST
- EGG WASH
1 EGG YOLK & 1 TSP. WHOLE MILK
- 2 TSP DEMERARA SUGAR



DIRECTIONS

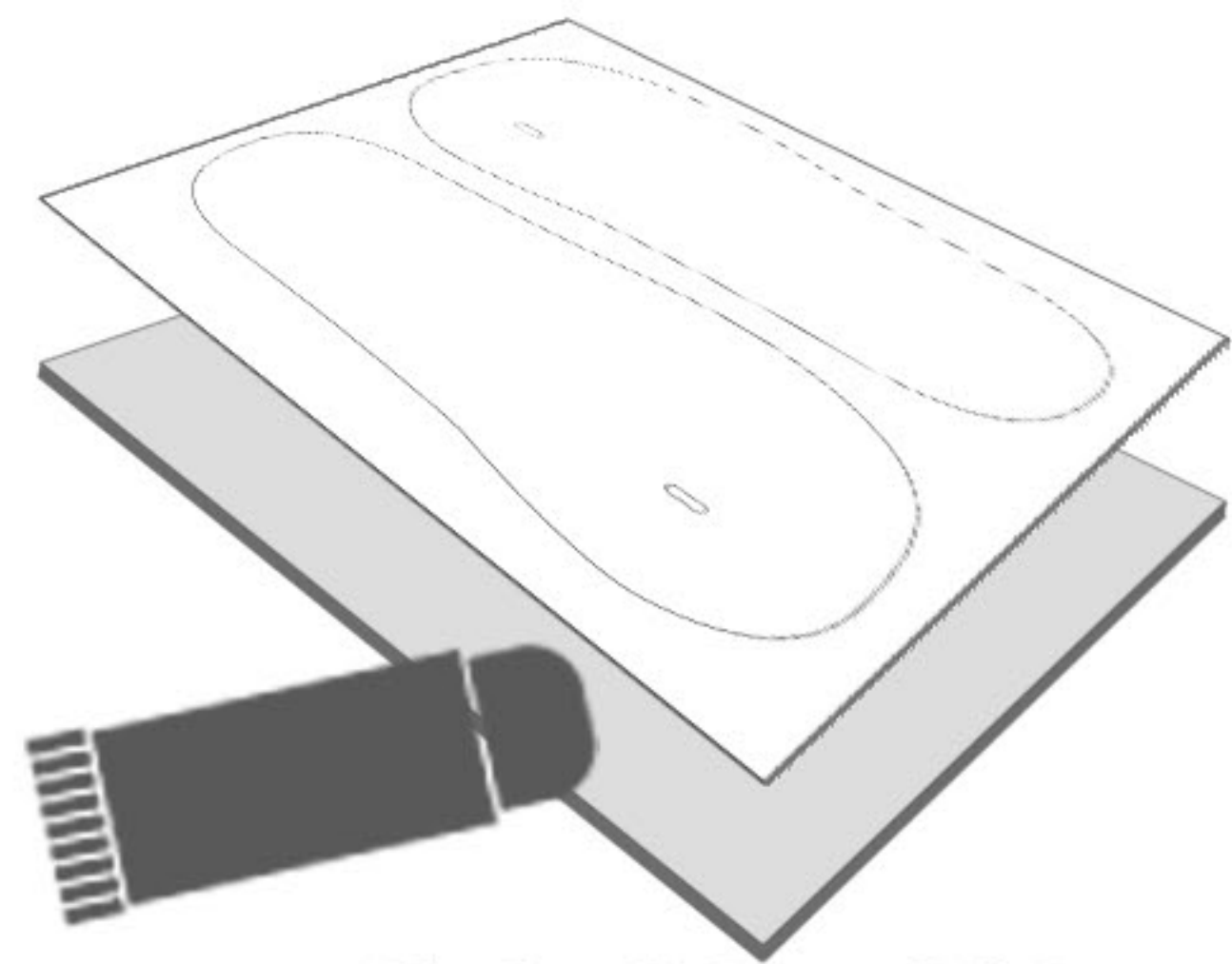
1. IN A MEDIUM BOWL, SIFT FLOUR, BAKING POWDER & SALT
2. IN A LARGE BOWL, USING AN ELECTRIC WHISK, WHISK EGGS TILL FROTHY (3-4 MINS)
3. SLOWLY ADD SUGAR, WHISK TILL COMBINED AND SLIGHTLY THICKENED (2 MINS)
4. ADD OIL, VANILLA EXTRACT & ZEST
5. ADD DRY INGREDIENTS, MIX WITH SPOON UNTIL DOUGH IS SOFT
6. SCOOP (APPROX 2 TBSP) DOUGH OUT IN PIECES ON FLOURED SURFACE
7. ROLL EACH PIECE INTO 4-5" STRAND WITH 1/2" DIAMETER
8. PLACE ON PARCHMENT-LINED COOKIE SHEET IN S SHAPE
9. BRUSH COOKIES WITH EGG WASH
10. SPRINKLE WITH DEMERARA SUGAR
11. PREHEAT OVEN TO 180°C
12. BAKE FOR 15-17 MINS IN MIDDLE OF OVEN TILL UNDERNEATH IS SLIGHTLY BROWN
13. TRANSFER TO WIRE RACK TO COOL

*ASK AN ADULT FOR HELP WHEN USING AN OVEN AND MIXER.

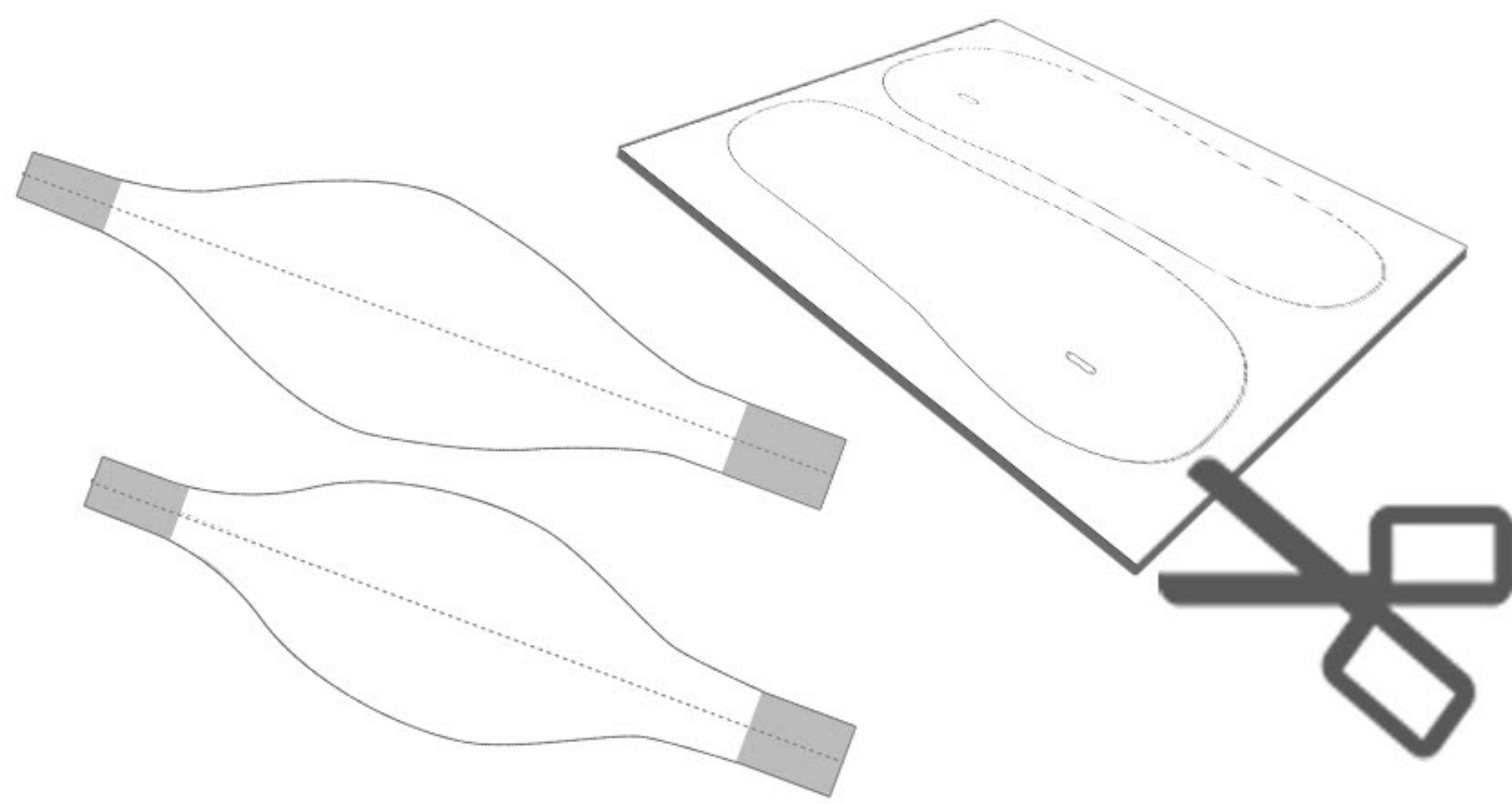
THE **CROODS 2**
A NEW AGE

COMING SOON

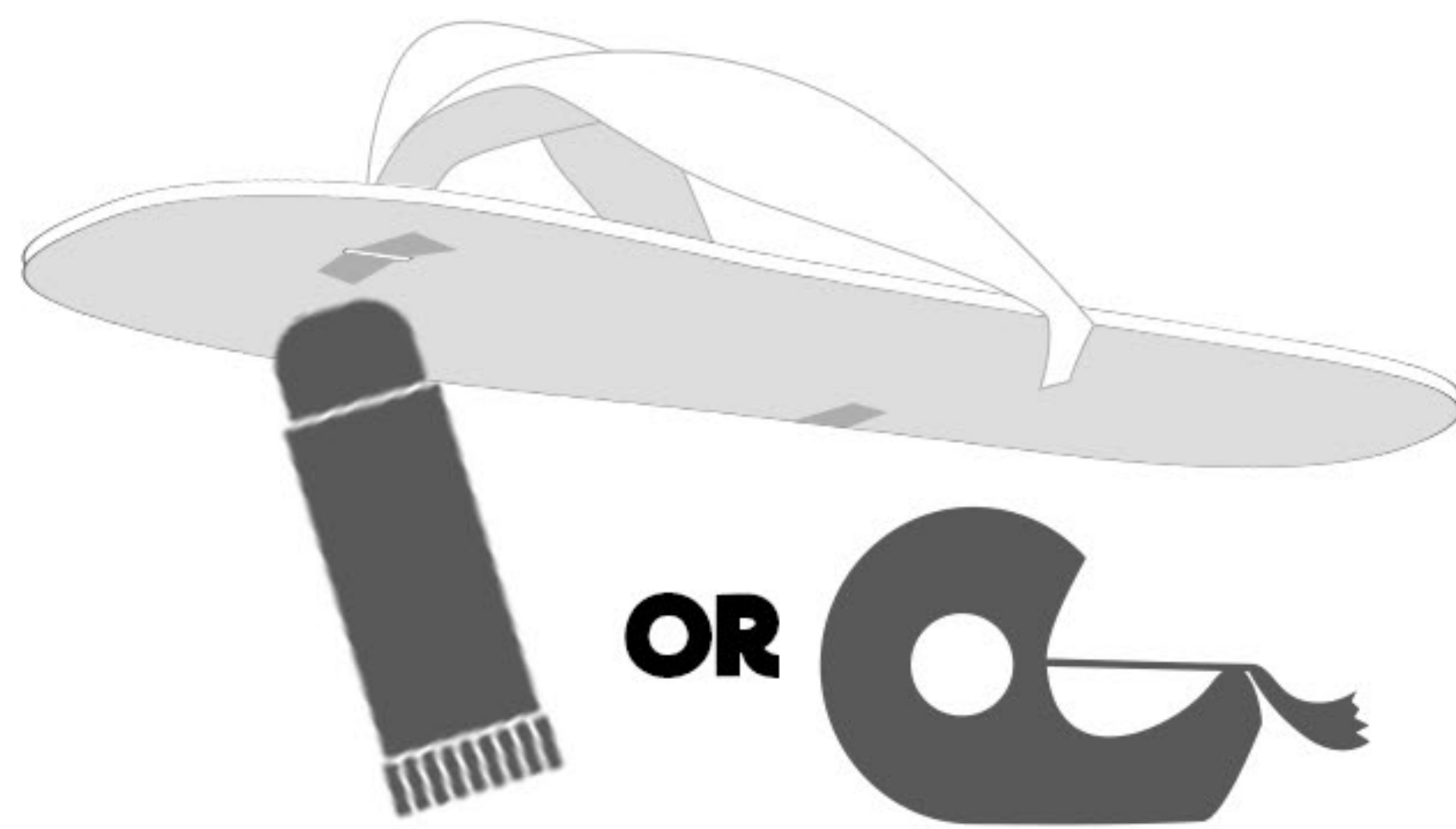
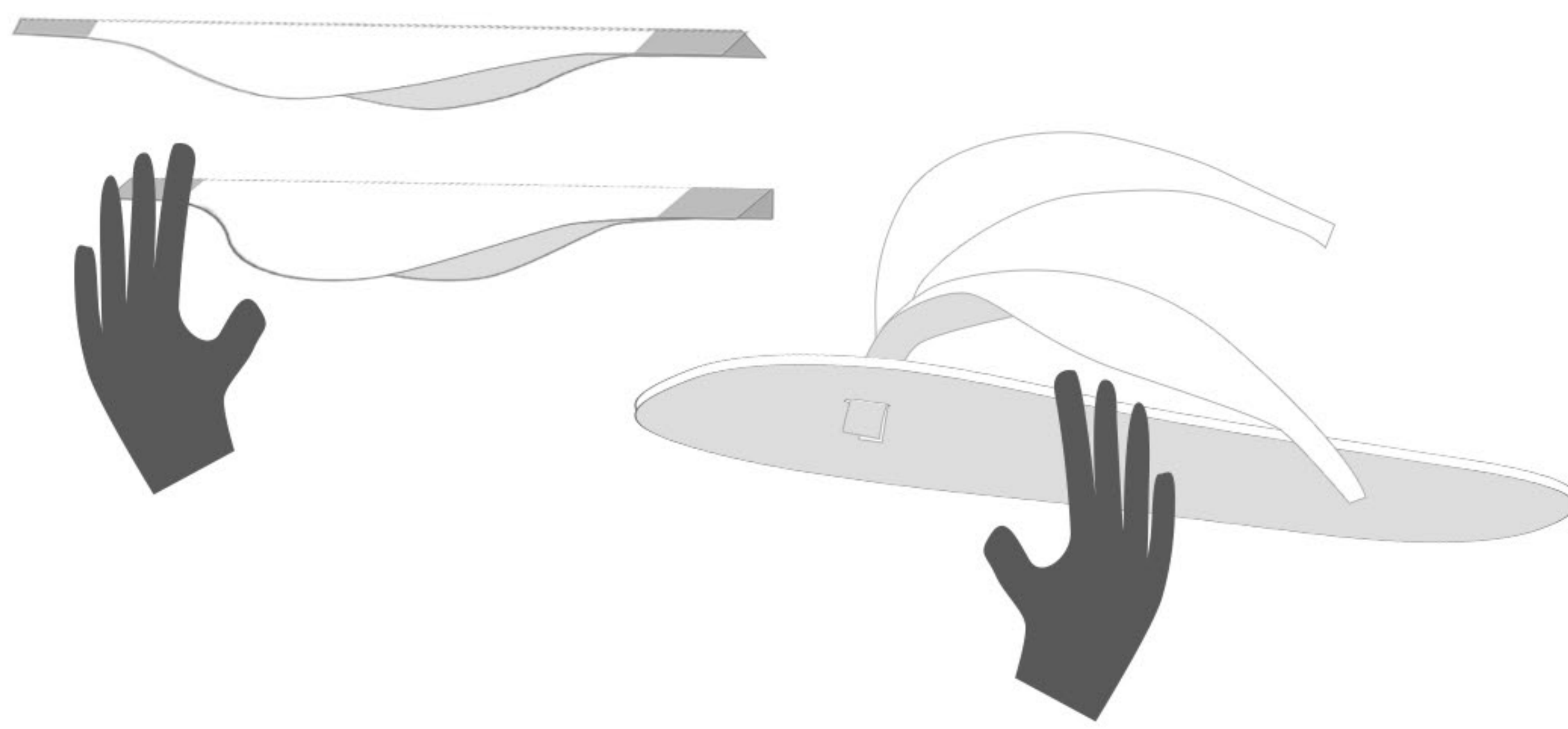
MAKE YOUR OWN BETTERMAN SANDALS



GLUE BOTTOM
TO CARDBOARD





*ASK AN ADULT FOR HELP BEFORE USING SCISSORS.



OR







THE CROODS 2
A NEW AGE

COMING SOON

CHUNKY
FACE MASK



THE CROODS 2
A NEW AGE

COMING SOON

PUNCH MONKEY FACE MASK



THE CROODS 2
A NEW AGE

COMING SOON

SASH
FACE MASK



THE CROODS 2
A NEW AGE

COMING SOON

BELT
FACE MASK



THE CROODS 2
A NEW AGE

COMING SOON

CREATE STICKERS!

INSTRUCTIONS: USING REGULAR PAPER AND TAPE OR 8.5"X11" STICKER SHEETS, PRINT YOUR CROODS STICKERS, CUT ALONG THE DOTTED LINE AND DECORATE YOUR WORLD!

*ASK AN ADULT FOR HELP BEFORE USING SCISSORS!



PACK STAYS TOGETHER

THIS IS MY TRIBE

I WOULD HAVE EATEN THAT

IF YOU MET MY FAMILY YOU'D UNDERSTAND

SO CROOD-ACEOUS

GRRR!

LET'S GET WILD!



FACE THE FUTURE!



A MUM KNOWS BETTER



SEATBELT MODE



OOH LA LA



DUN DUN DUN!



RAAAR!

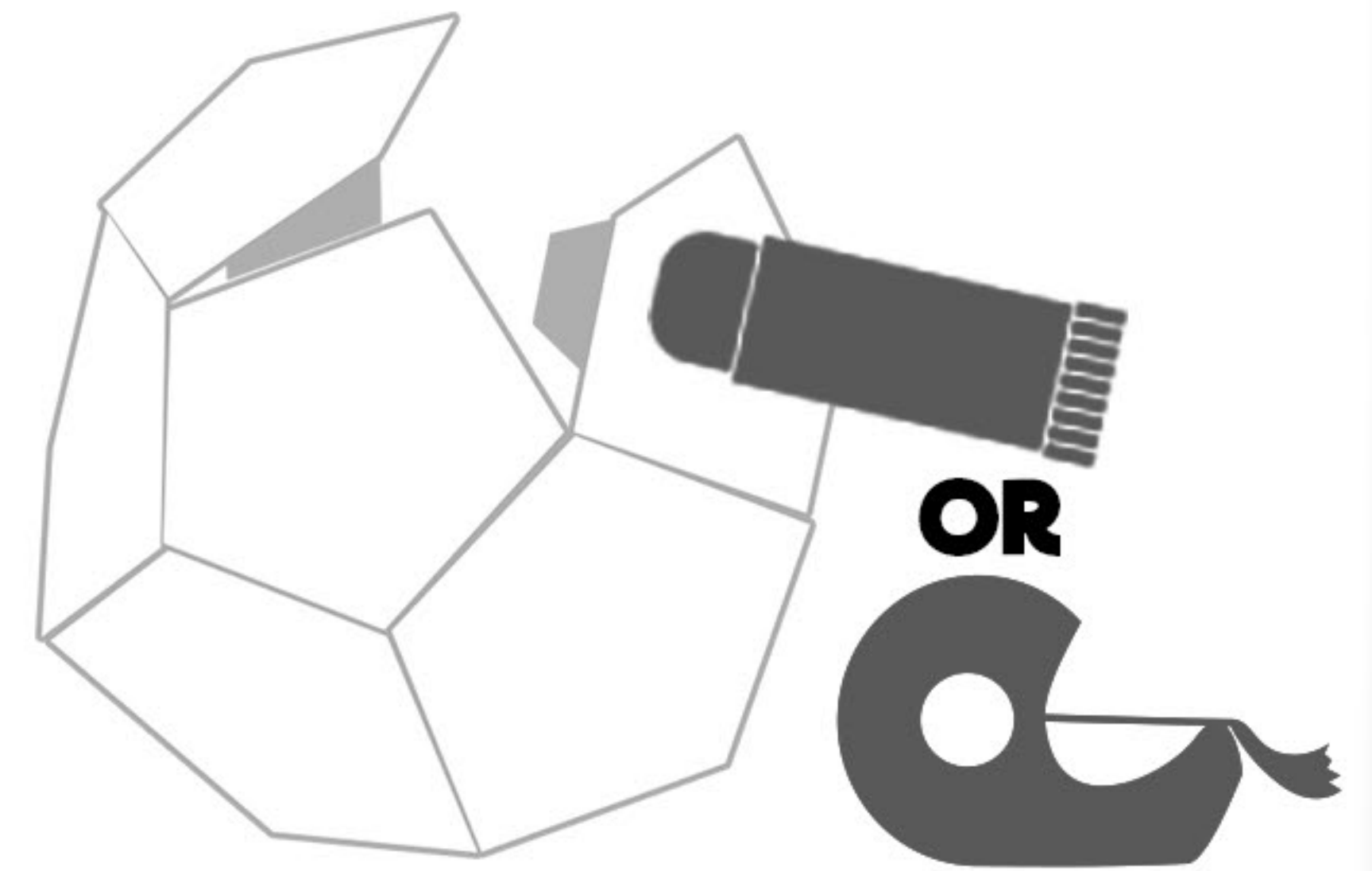
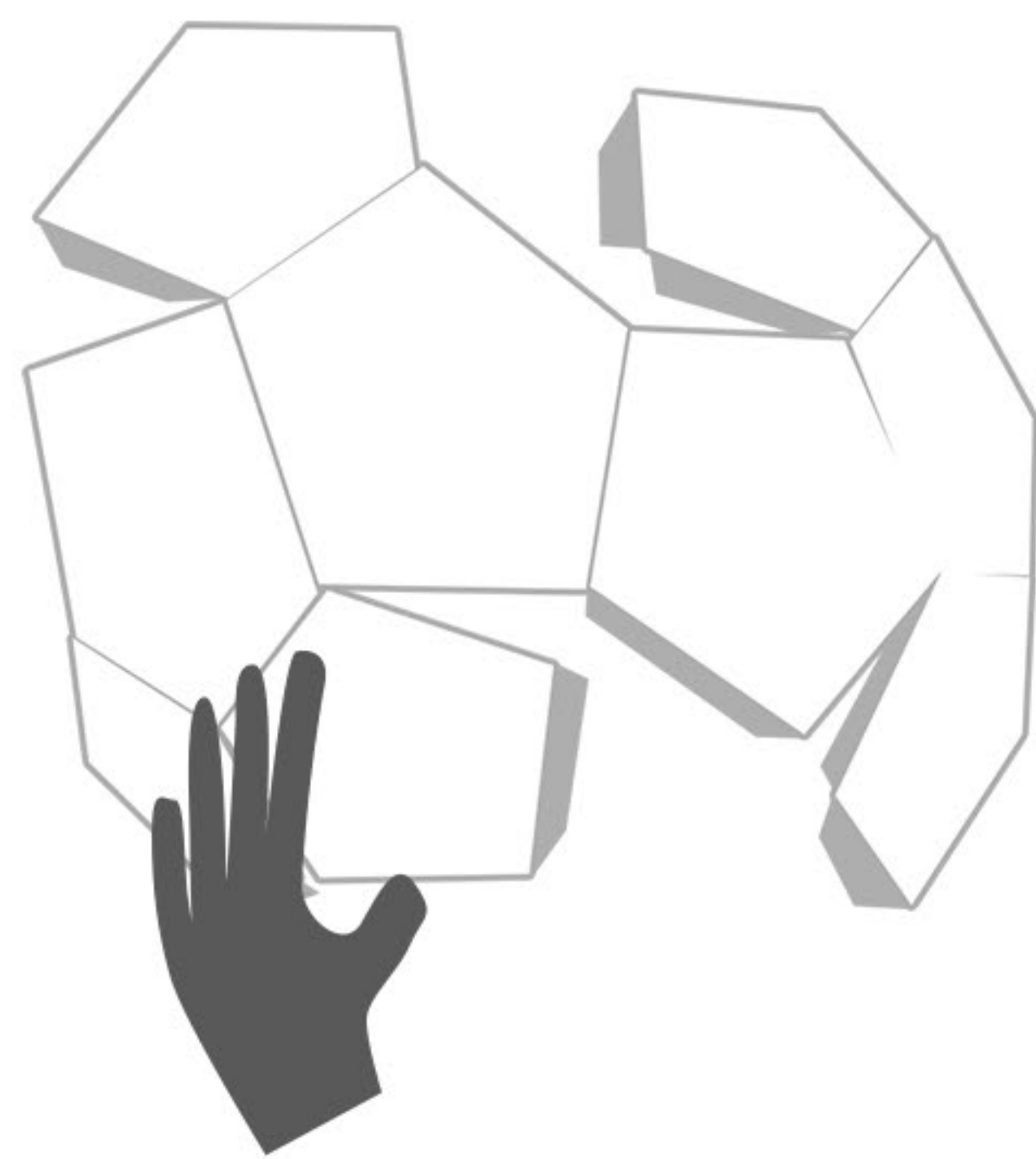
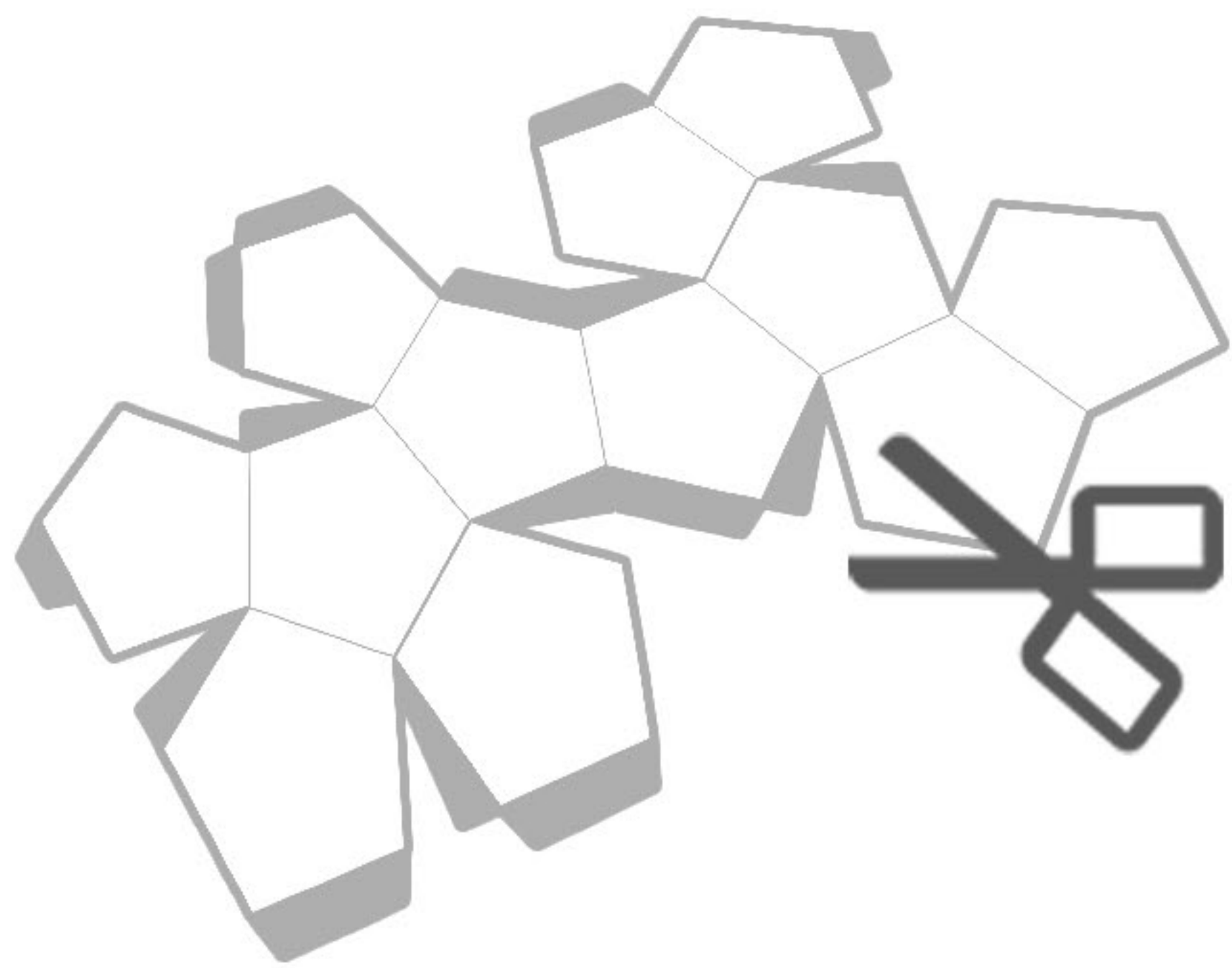






COMING SOON

BOULDER TOSS



*ASK AN ADULT FOR HELP BEFORE USING SCISSORS.

